

# Two-step verification

Protect your account against unauthorized access with two-step verification. Two-step verification adds an extra layer of protection to your account by requiring you to enter both your password and a security code, which is sent to your mobile phone, when logging into your VRM site.

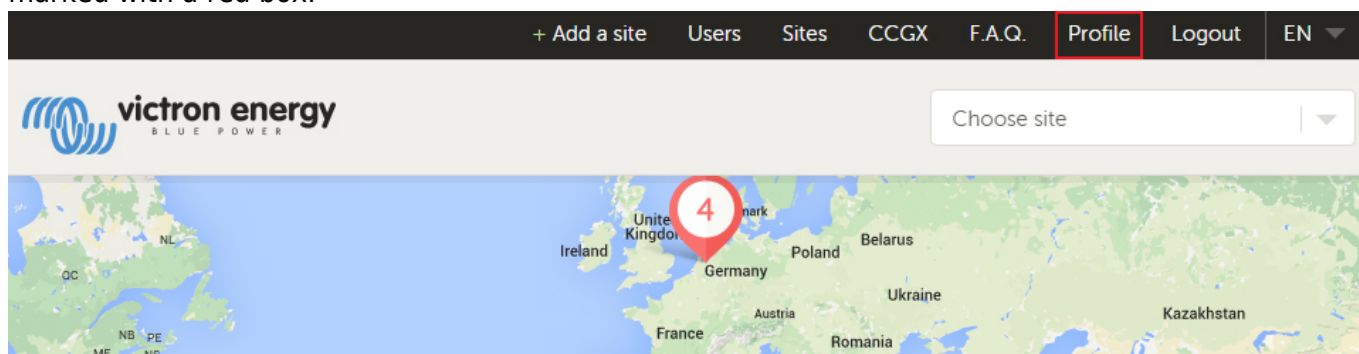
This manual describes how two-step authentication can be switched on or off for your VRM account. The different steps are described in order of execution and shown below using multiple screenshots.

## How to turn on Two-step verification

### Step one

Log into your account at <https://vrn.victronenergy.com/user/login>


Once logged in, you will be redirected to your VRM homepage, shown in the image below. On this page select 'Profile' in the top menu bar as shown in the example image below, where 'Profile' is marked with a red box.



### Step two

After selecting 'Profile' in the top menu, you will arrive at the 'Update your VRM profile' page. On this page you can make changes to your profile as well as set up two-step verification. For this you will have to select the button 'Two-step verification' marked in red in the image below.


[< All sites](#) [+ Add a site](#) [Users](#) [Sites](#) [CCGX](#) [F.A.Q.](#) [Profile](#) [Logout](#) [EN](#)



Update your VRM profile

General


Two-step verification

 [Change Gravatar](#)

## Step three

On the following page there will be an 'On/Off' switch as shown in the image below. Flick the switch to 'On' and confirm your action by entering your password and pressing 'Next'.

[< All sites](#) [+ Add a site](#) [Users](#) [Sites](#) [CCGX](#) [F.A.Q.](#) [Profile](#) [Logout](#) [EN](#)



Change your VRM two-step verification settings

General

Two-step verification

Two-step verification status

On

|||

Enter your current password

Next >

Protect your account against unauthorized access with two-step verification. Two-step verification adds an extra layer of protection to your account by requiring you to enter both your password and a security code recieved on your mobile phone when logging in to VRM.


For your convenience you can upon login specify to never ask for a security code on the current device again. From that point on you only need to enter your password when accessing the VRM website from that device.

[Learn more](#)

## Step four

Now choose your country and then enter your mobile phone number. Submit this information by pressing 'Send verification code'. The VRM system will then send a verification code to your phone via a text message (SMS). In case you do not receive a code, you can press 'Resend verification code' (the blue button in the image below) after which the VRM system will then send you another code.

[< All sites](#)[+ Add a site](#)[F.A.Q.](#)[Profile](#)[Logout](#)[EN ▾](#)

**victron energy**  
BLUE POWER

Create your VRM two-step verification account

General

Two-step verification

Please enter your country and mobile phone number


Canada (+1) ▾

Mobile \*

Send verification code

[< All sites](#)[+ Add a site](#)[F.A.Q.](#)[Profile](#)[Logout](#)[EN ▾](#)

Please check your mobile phone for the security code.

**victron energy**  
BLUE POWER

Verify your VRM two-step verification account

General

Two-step verification

Enter the verification code you recieved on your phone number ending in 433.

Verification code \*

Verify


Resend verification code

## Step five

After entering the code and pressing 'Verify' the VRM system will notify you of successfully enabling two-step verification. You can now select 'Done'. This will redirect you to your profile page and completes your two-step verification setup.

[< All sites](#)[+ Add a site](#)[F.A.Q.](#)[Profile](#)[Logout](#)[EN](#)

Your two-step verification code has been verified.

**victron energy**  
BLUE POWER

Your VRM two-step verification has been enabled

General

Two-step verification

From now on, when you sign in to the VRM website you will need to enter a security code that you will receive on your mobile phone.

Done

## How to Turn off two-step verification

If you would like to turn off two-step verification you can do so by returning to your profile and once again access 'Two-step verification'. This time flick the switch to 'Off'. You will then have to confirm your action by entering your password and pressing 'Next'. The VRM system will notify you of successfully disabling two-step verification.

< All sites


+ Add a site

F.A.Q.

Profile

Logout

EN ▾



Change your VRM two-step verification settings

General

Two-step verification

Two-step verification status

On

|||

Enter your current password

Password \*

Next >

Protect your account against unauthorized access with two-step verification. Two-step verification adds an extra layer of protection to your account by requiring you to enter both your password and a security code recieved on your mobile phone when logging in to VRM.

For your convenience you can upon login specify to never ask for a security code on the current device again. From that point on you only need to enter your password when accessing the VRM website from that device.

[Learn more](#)

From:  
<https://www.victronenergy.com/live/> - **Victron Energy**

Permanent link:  
[https://www.victronenergy.com/live/vrm\\_portal:two-step-verification?rev=1435920804](https://www.victronenergy.com/live/vrm_portal:two-step-verification?rev=1435920804)

Last update: **2015-07-03 12:53**

