

# VRM Portal alarms and monitoring



The VRM Portal constantly monitors and watches over your system and can also inform you by email if something is amiss. There are four categories of monitoring:

- The no data alarm: monitors the connection between the Portal and the Victron installation
- Automatic alarm monitoring: monitors a predefined list of parameters on all connected products
- Geofence: monitors location (requires a Color Control GX with a USB-GPS)
- User configurable alarms

The screenshot displays the VRM Portal Settings interface. At the top, there is a navigation bar with icons for Live feed, Solar yield, Consumption, Batteries, Advanced, and Settings. Below this, the main content area is titled 'Settings' and includes an 'Alarm log' button. On the left, a sidebar lists various settings categories: General, Tags, Site summary, Set location, Set geofence, Advanced tab setup, Users, Alarm rules, and System overview. The 'Alarm rules' section is currently active, showing a list of configured alarms: 'No data alarm' (Alarm armed), 'Automatic alarm monitoring' (Only alarms), and 'VE.Bus System' (VE.Bus state). Each alarm has a plus icon to its right. Below the list is a link to 'Add alarm'. Further down, a section titled 'Users that receive alarm mails for Matthijs Thuis' lists two users: Johannes Boonstra (jboonstra@victronenergy.com) and Matthijs Vader (mvader@victronenergy.com). Each user has a toggle switch to enable or disable email notifications. At the bottom of the settings page is a large orange button labeled 'Save all settings'.

## No data alarm

Typically used for land-based installations, such as off-grid farms and telecommunication sites.

 **No data alarm**  
Alarm armed 

Enter the amount of extra time on top of the existing logging interval that is allowed before sending an alarm. For example, a logging interval of 15 minutes is 900 seconds. With a no-data-alarm-timeout of 600 seconds, the system will send an alarm after it has not received any new data for 1500 seconds.

No data alarm

Armed

|||



Notify after (minutes)

5

## Automatic alarm monitoring

Monitors a predefined list of parameters on all connected products. With this feature, it is no longer necessary to manually configure alarm rules for all the different parameters. An email will be sent if any of the parameters listed below enters an Alarm state, and optionally for Warnings too. A recovery email will be sent if the parameter returns to its normal value.

You can set the monitor to send an email alert for alarms only, for warnings and alarms, or disable it entirely. The default for new sites is Only alarms:

 **Automatic alarm monitoring**  
Only alarms 

Monitors a predefined list of parameters on all connected products.

☐ Disabled

☒ Only alarms

☐ Warnings and alarms

## Predefined list of monitored parameters

### VE.Bus products (Multi, Inverter and Quattro)

- VE.Bus state

- VE.Bus Error
- Temperature alarm
- Low battery alarm
- Overload alarm

### **BMV and Lynx Shunt VE.Can**

- High voltage alarm
- Low voltage alarm
- High starter-voltage alarm
- Low state-of-charge alarm
- Low battery temperature alarm (BMV-702 only)
- High battery temperature alarm (BMV-702 only)
- Mid-voltage alarm (BMV-702 only)
- Low fused-voltage alarm (Lynx Shunt only)
- High fused-voltage alarm (Lynx Shunt only)
- Fuse blown alarm (Lynx Shunt only)
- High internal-temperature alarm (Lynx Shunt only)
- Low starter-voltage alarm (Lynx Shunt only)

### **Solar charger**

- Charger fault
- Charge state
- Equalization pending
- Alarm condition
- Low voltage alarm
- High voltage alarm
- Error code

### **Skylla-i charger**

- Charger fault
- Charge state
- Error
- Low voltage alarm
- High voltage alarm

### **Lynx Ion BMS**

- Error code
- Error

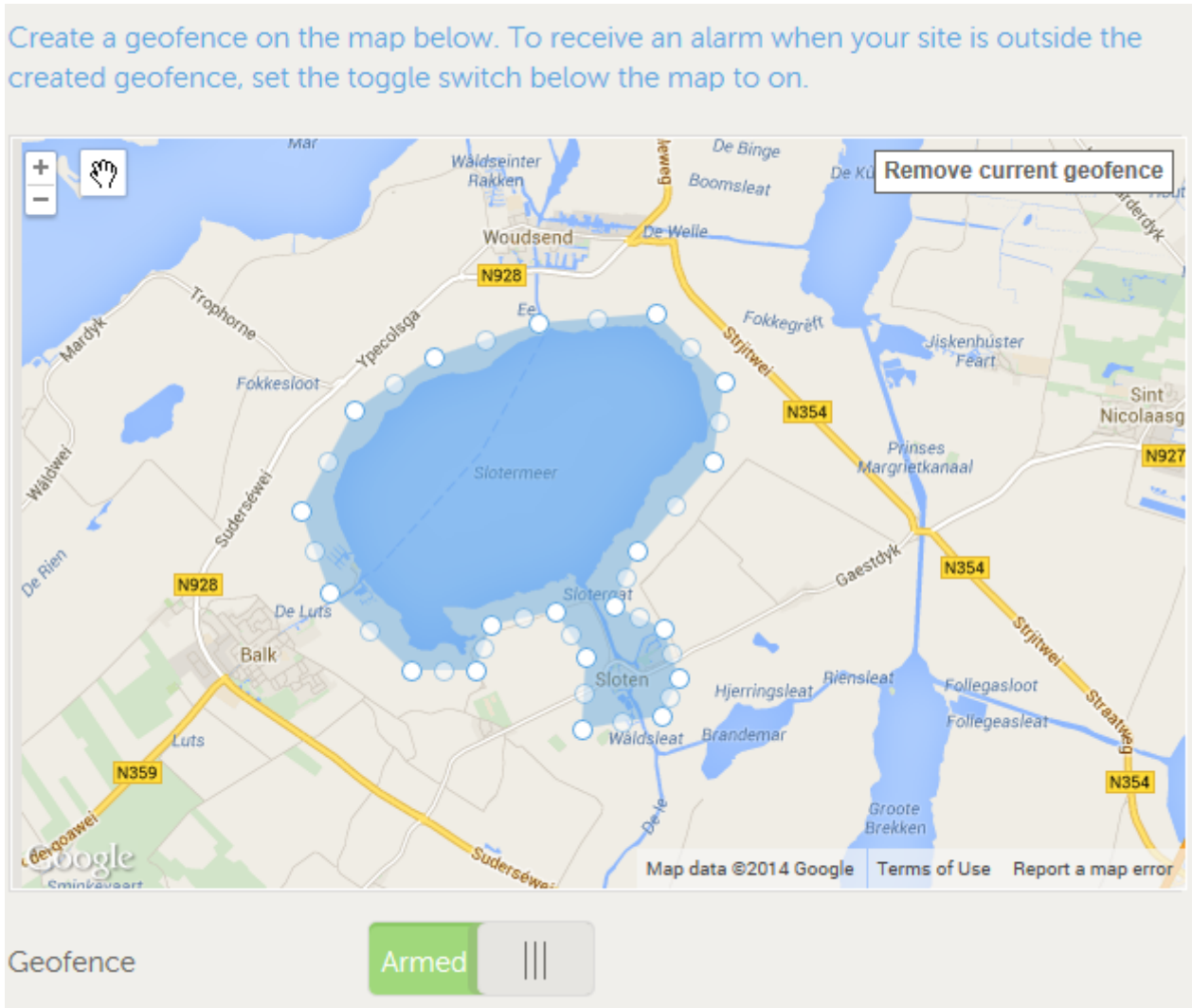
## **User configurable alarms**

Advanced rules, including hysteresis can be configured for all parameters available in the VRM

database.

## Geofence

Typically used for rental vehicles and boats. The example below shows a Geofence that will give an alert when the boat leaves the lake. An alarm will also be generated when the location data is no longer being received, for example when the GPS receiver is unplugged. Use this in combination with the No data alarm for full coverage.



~~DISQUS~~

From:  
<https://www.victronenergy.com/live/> - **Victron Energy**

Permanent link:  
[https://www.victronenergy.com/live/vrm\\_portal:alarms?rev=1412596736](https://www.victronenergy.com/live/vrm_portal:alarms?rev=1412596736)

Last update: **2014-10-06 13:58**

