

# Furuno MFD Integration

## 1. Introduction

This document explains how to connect to Furuno MFDs using an Ethernet connection.

Make sure to also study the [Marine MFD Integration by App chapter in the manual](#).

## 2. Compatibility

The MFD integration is compatible with the following models:

- NavNet TZtouch3 TZT12F
- NavNet TZtouch3 TZT16F
- NavNet TZtouch3 TZT19F
- Navnet TZtouch2 TZT2BB Black box

NavNet TZtouch3 MFDs need at least software version v1.08. The Navnet TZtouch2 TZT2BB needs at least software version v7.

Note that the Navnet TZtouch2 TZTL models are **not** supported.

## 3. Wiring

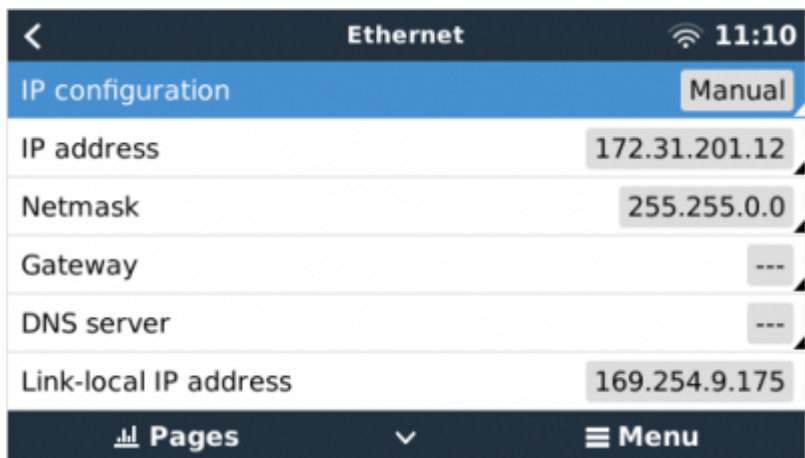
The Furuno device needs to be connected to the [GX device](#) using Ethernet. Its not possible to connect over WiFi. For the Ethernet connection, a standard Ethernet cable can be used. The GX device can either be connected directly to the MFD or through a network router/switch.

## 4. Configuration

### 4.1 Ethernet configuration

On the Victron GX Device, make sure that the Ethernet cable is connected and go to *Settings* → *Ethernet*, and set the following configuration:

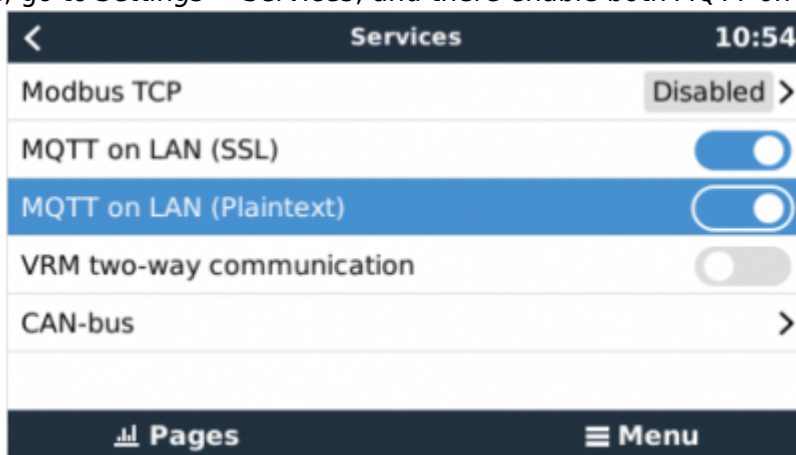
Setting	Value
IP Configuration	Manual
IP address	172.31.201.12
Netmask	255.255.0.0
Gateway	0.0.0.0 or the IP address of the router in your network
DNS server	0.0.0.0 or the IP address of the router in your network



It is possible to connect a router to the same LAN; and that way connect the GX Device to the internet. Make sure the *Gateway* and *DNS Server* settings of the GX are set to the IP address of the router.

### 4.2 Services configuration

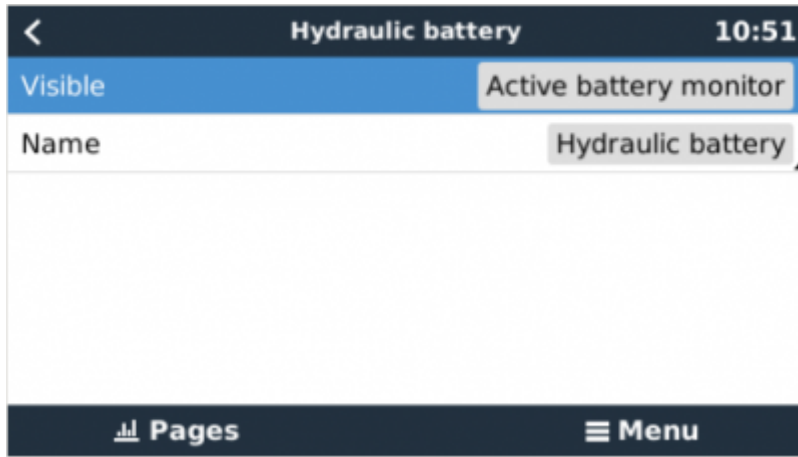
On the Victron GX Device, go to *Settings* → *Services*, and there enable both *MQTT on LAN (SSL)* and



*MQTT on LAN (Plaintext)*.

Next, go to *Settings* → *System Setup* → *Scroll to the bottom* → *Marine MFD App configuration*. And there set up what batteries you want to see on the MFD; and by what name.





## 5. Configuring Multiple Battery Monitors



### Video

From:  
<https://www.victronenergy.com/live/> - **Victron Energy**

Permanent link:  
<https://www.victronenergy.com/live/venus-os:mfd-furuno?rev=1591887631>

Last update: **2020-06-11 17:00**

