

NMEA 2000 & MFD integration guide

The NMEA 2000 protocol is a plug-and-play communications standard used for connecting marine sensors and display units within ships and boats.

Many Victron Energy products can be integrated into an NMEA 2000 network. On this page, you will find an overview, as well as links to all the detailed information.

Victron Energy is a member of the NMEA 2000 organisation, and we have several of our products certified by NMEA 2000.

For brevity, this document will refer to NMEA 2000 as N2K.

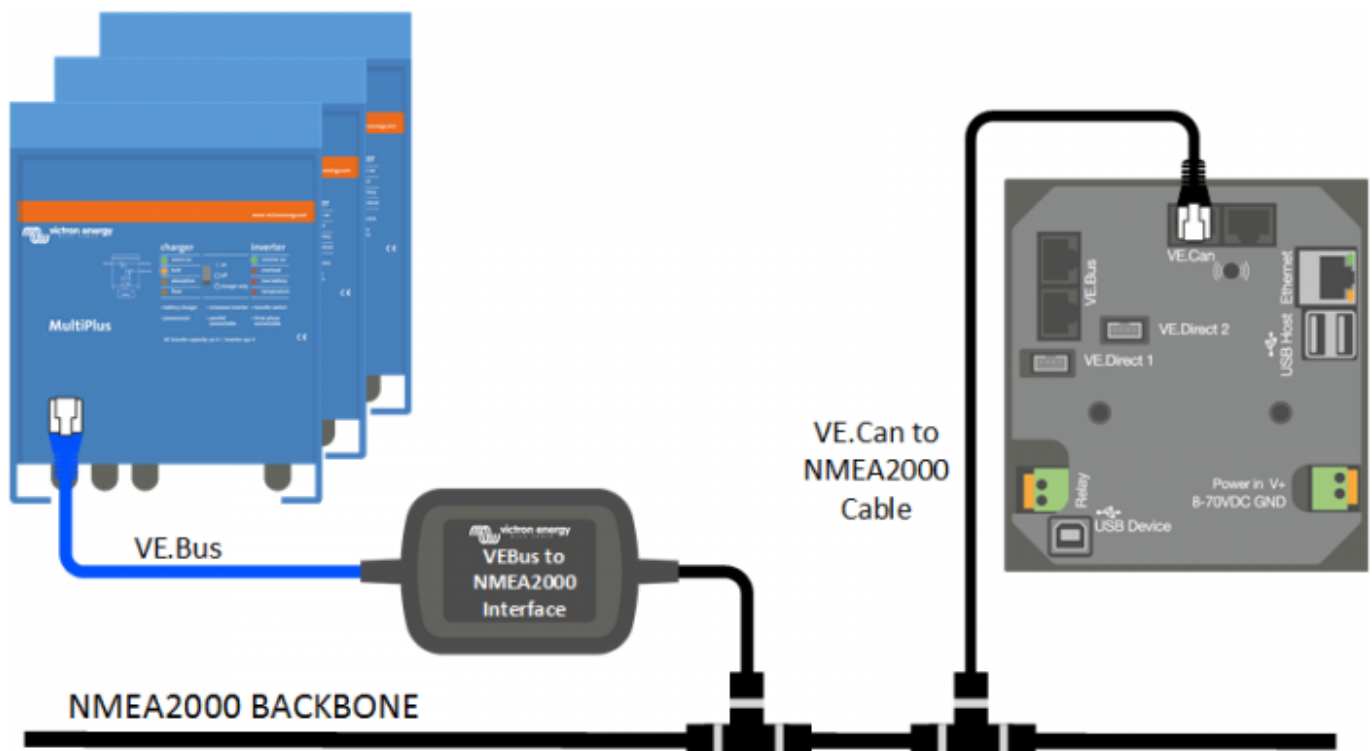
1. How to connect to a NMEA 2000 network

1.1 Multis, MultiPlusses and Quattros

Use the [VE.Bus to NMEA 2000 interface](#) to connect these devices to an N2K network.

Monitoring and controlling these products from both to a N2K network and a Color Control GX is possible. In that case, do not connect the Color Control GX to the VE.Bus network. Instead, connect it also to the N2K network. Use our [VE.Can to NMEA2000 cable](#) for that. The CCGX will read the MultiPlus or Quattro information from the via the N2K network.

Schematic diagram of combining a CCGX with NMEA 2000:



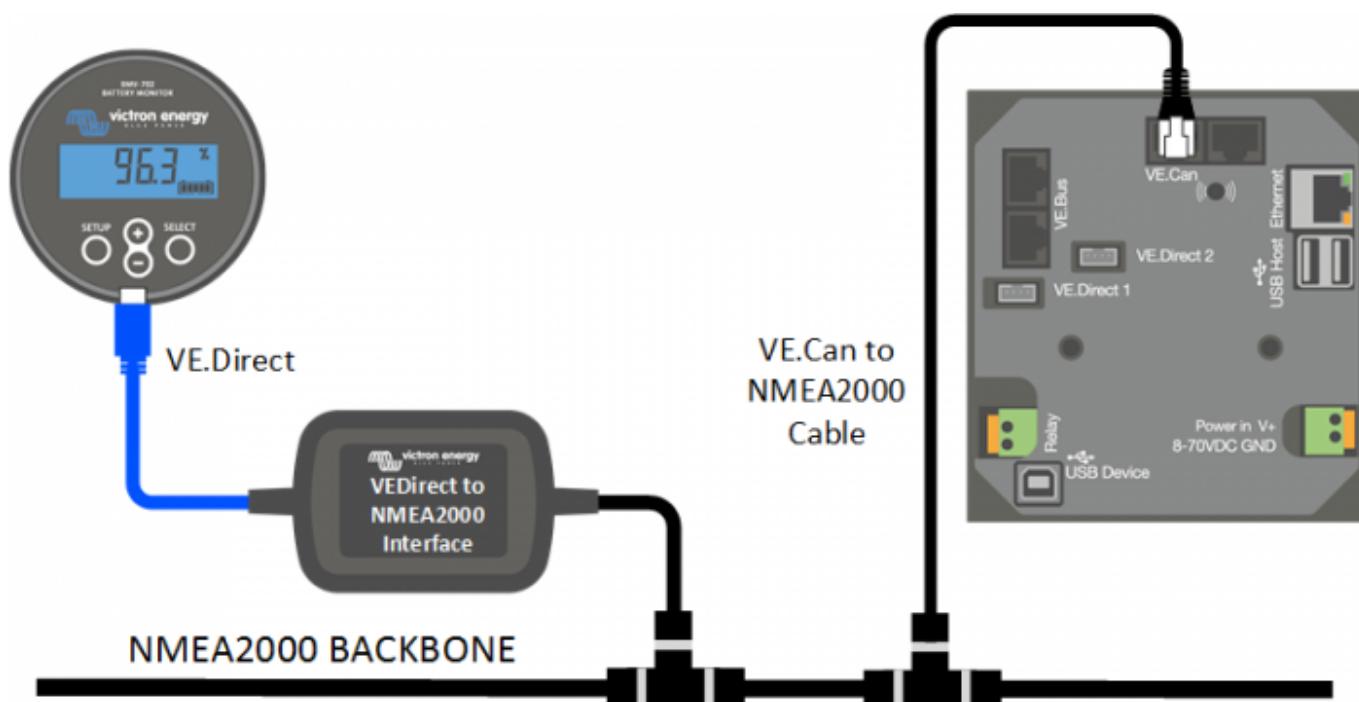
In above example, there needs to be a fuse in the [VE.Can to NMEA2000 cable](#). Without it, the VE.Can

port in the CCGX will be left without power and therefore does not work.

1.2 BMV Battery Monitors

Use the [VE.Direct to NMEA 2000 interface](#) to connect a BMV to a N2K network.

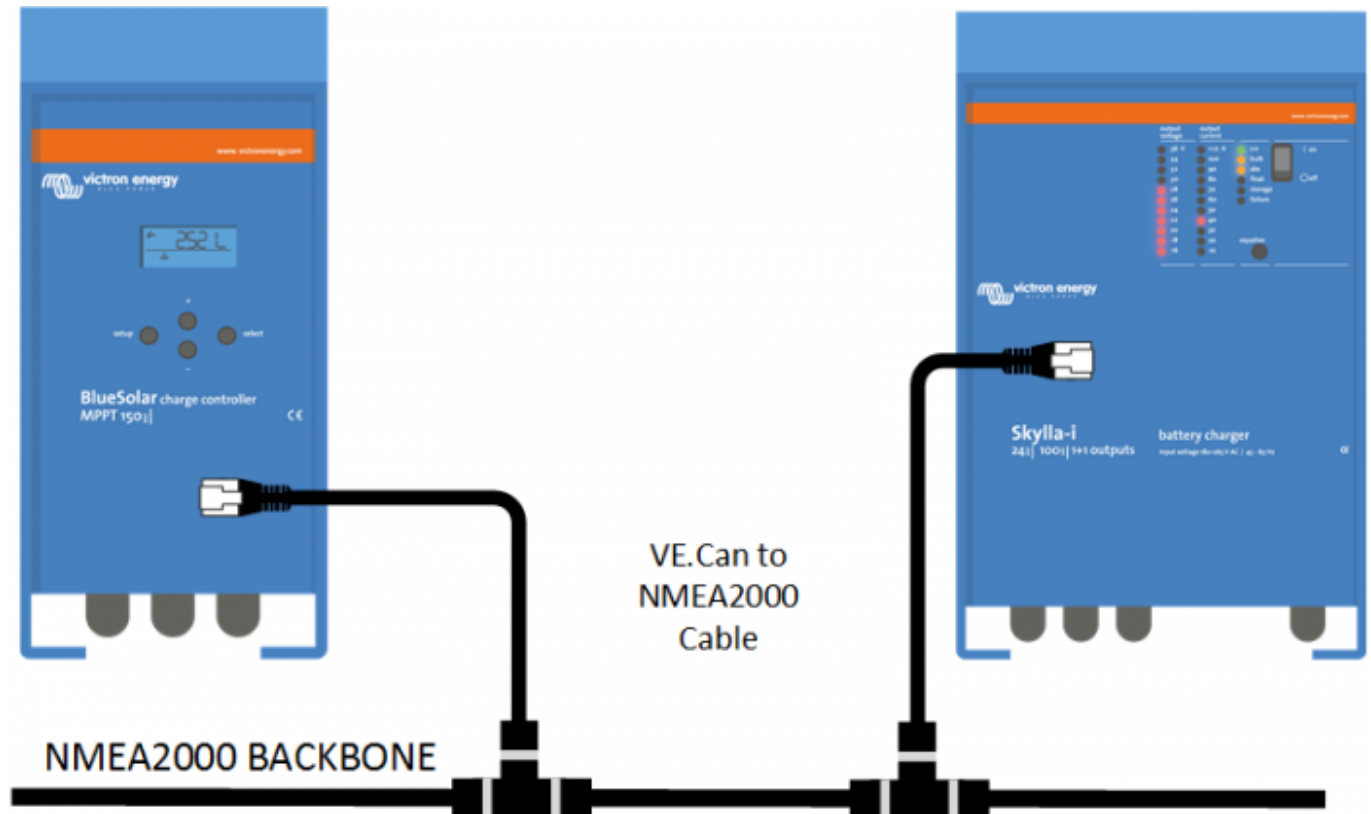
Combining this with a CCGX on the same network is possible. Connect the CCGX to the N2K network as well, use our [VE.Can to NMEA2000 cable](#) for that. The CCGX will then read the BMV information via the N2K network.



1.3 VE.Can products (Skylia-i, Skylia-IP44, Lynx Shunt, Lynx Ion+Shunt and more)

Since the Victron VE.Can communication protocol is based on N2K, the following products can all be connected directly to a N2K network. The only thing necessary is a plug converter: the [VE.Can to NMEA 2000 cable](#).

- Skylia-i 24V Battery Chargers
- Skylia IP44 Battery Chargers
- Lynx Shunt Battery Monitors
- Lynx Ion + Shunt all models
- BlueSolar MPPT Solar Chargers with VE.Can communications port



2. MFD integration

Using the NMEA 2000 protocol, Victron equipment can be integrated in many multi function displays. Such as the ones from Maretron, Raymarine, Garmin and many other brands

Note: working on a very large yacht featuring custom Scada and PLC networks? Consider integrating the Victron system with [ModbusTCP](#) instead of NMEA 2000.

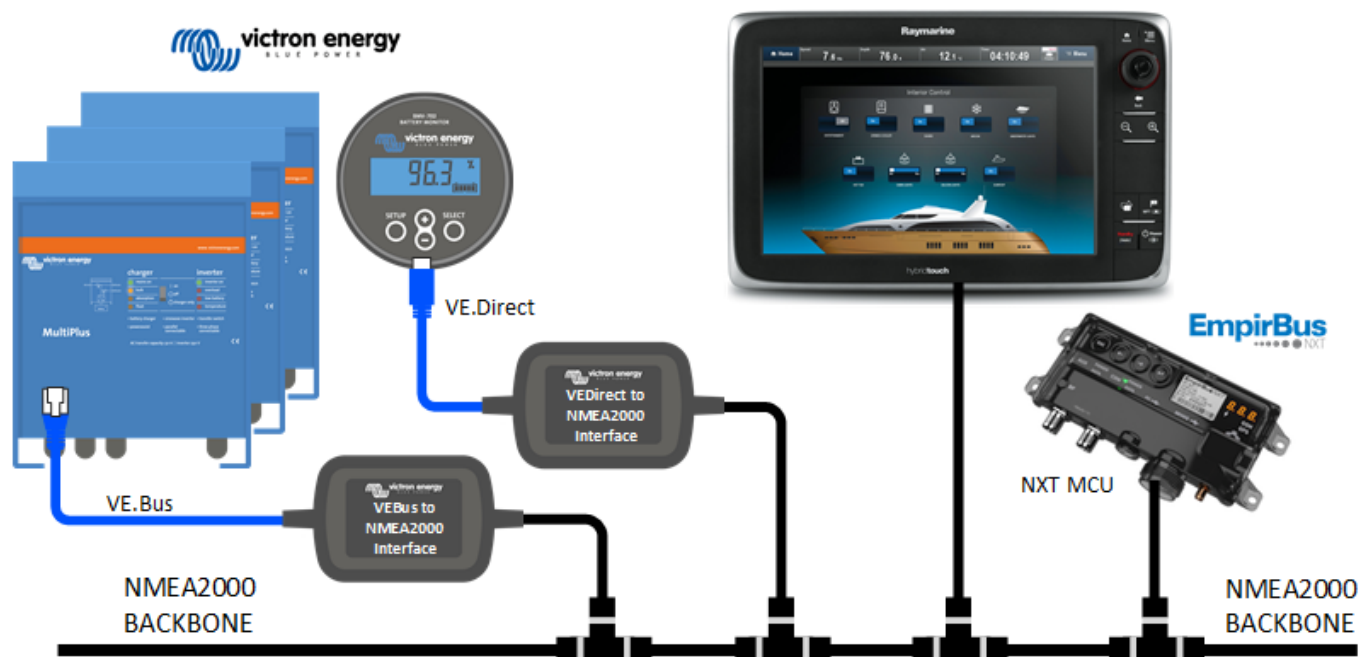
2.1 Raymarine & EmpirBus

Integration onto Raymarine MFDs is always done with an [Empirbus NXT MCU](#) . Though both connected to the same N2K network, the NXT MCU translates the N2K PGNs originating from the Victron equipment into Raymarine proprietary messages.

In the [EmpirBus Studio software](#) you will find dedicated Victron building blocks than can be drawn onto the diagram.

Next, use the [EmpirBus Graphical tool](#) to design the pages for on the Raymarine MFDs.

The EmpirBus system requires the data instance of battery status and dc detailed status to be unique when using multiple sources. ([how to change data instances](#))



2.2 Maretron

All data sent out by Victron devices can be picked up by the Maretron MFDs & software. See the [Maretron N2KView® vessel monitoring and control software](#).

3. PGN overview

Refer to our [Datacommunication whitepaper](#), page 8 and beyond, for a list of Victron products and their supported PGNs.

4. Color Control GX & NMEA 2000

- The VE.Can port on the CCGX only reads information from the N2K network. It does not (yet!) send any data out on the N2K network.

5. FAQ

What about instances? Device instances, data instances?

See [Changing NMEA2000 instances](#) for details on that.

Can MPPT Solar Chargers with a VE.Direct port also be connected?

No, they cannot be connected. Even though the [VE.Direct to NMEA 2000 interface](#) can be physically connected to these solar chargers, it will not work. Use our [Solar Chargers with a VE.Can port](#) instead.

Note that there are many more generic frequently asked questions answered in the [Data communication white paper](#).

What about terminators and network layout?

A N2K canbus network needs to be laid out as in backbone configuration, using drop cables to connect to each device. Also there should be only two terminators in the network. Therefore:

- Use the NMEA2000 cable as the back bone.
- Run a separate drop cable separately to each Victron device. The drop cable will be one of these three products:
 - [VE.Bus to NMEA 2000 interface](#)
 - [VE.Direct to NMEA 2000 interface](#)
 - [VE.Can to NMEA2000 cable](#)
- Only terminate the NMEA 2000 backbone, do not terminate on the VE.Can side.

DISQUS

~~DISQUS~~

From:

<https://www.victronenergy.com/live/> - **Victron Energy**

Permanent link:

<https://www.victronenergy.com/live/ve.can:nmea-2000:start?rev=1479972560>

Last update: **2016-11-24 08:29**

